

# A T INDUSTRIAL ECONOMY DOWNDRAFT TABLE



**EDD-3628 Economy Downdraft Table**  
*(shown with optional 10" deflector walls, magnetic base task light and magnetic base safety shield)*

## ECONOMY DOWNDRAFT TABLE SPECIFICATIONS\*:

- Construction:
  - 11 gauge steel hopper and braces
  - 3/16" thick angle iron legs
  - 3/16" foot plates
  - 100% seam welded
  - Marine grade powder coating; euro grey
- Ergonomic: Sit down or stand up operation
- Fiberglass work grates (40% open)
- 300 pound weight capacity
- Grate spacer plate (36" deep models only)
- Recommended dust collector air volume: 1200 cfm
- Available Options:
  - Hinged 11 ga Deflector Walls (10"H or 18"H)
  - Magnetic Base Polycarbonate Safety Shield (Flexible 18" arm with 12"x12" flat shield)
  - Magnetic Base Fluorescent Task Light (110V, 22W, flexible 24" arm, switch on top of shade)
  - 2X or 4X Magnifier Attachment for Task Light
  - Assembly Kit (bolt multiple tables together)
  - 90° Duct Elbow Kit (6", 7", 8" or 10"; 24 ga.)
  - Optional Powder Coat Colors

\* Specifications subject to change without notice.



**Magnetic Base Safety Shield**  
*(optional)*

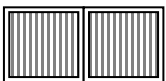


**Magnetic Base Fluorescent Task Light**  
*(optional)*

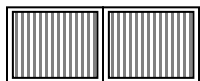
## ECONOMY DOWNDRAFT SIZES:

MODEL	WORK AREA DIMENSIONS	OVERALL DIMENSIONS	OUTLET	MINIMUM & RECOMMENDED DUST COLLECTOR CFM	SLOT & FACE VELOCITY @ RECOMMENDED CFM (approx.)
EDD-3028	30"W x 28"D	30"W x 28"D x 32"H	6"Ø	800 cfm / 1166 cfm	462 fpm / 200 fpm
EDD-3628	36"W x 28"D	36"W x 28"D x 32"H	7"Ø	1200 cfm / 1400 cfm	657 fpm / 200 fpm
EDD-3636	36"W x 36"D	36"W x 36"D x 32"H	8"Ø	1500 cfm / 1800 cfm	845 fpm / 200 fpm
EDD-4828	48"W x 28"D	48"W x 28"D x 32"H	8"Ø	1500 cfm / 1866 cfm	637 fpm / 200 fpm
EDD-4836	48"W x 36"D	48"W x 36"D x 32"H	8"Ø	1800 cfm / 2400 cfm	819 fpm / 200 fpm

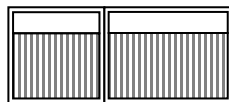
## MULTIPLE DOWNDRAFT TABLE CONFIGURATION IDEAS



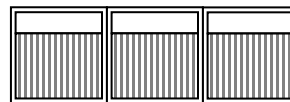
(2) 3028 = 60" x 28"  
*(side by side)*



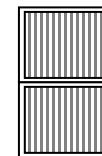
(2) 3628 = 72" x 28"  
*(side by side)*



3636 + 4836 = 84" x 36"  
*(side by side)*



(3) 3636 = 108" x 36"  
*(side by side)*



(2) 3628 = 36" x 56"  
*(back to back)*



**a t industrial products**

909.593.8340

www.ATIndustrialProducts.com