

高品質

高功能

高效率

QUALITY

EFFICIENCY

PERFORMANCE



BERKSHIRE

C&C Machine Tools, Inc.

2F., No. 93, Lane 766, JianSing Rd., North District,
Taichung City 404, Taiwan

Tel.: +886-4-22086927

Fax: +886-4-25358631

Website: candcmachinetools.taiwantrade.com.tw

E-Mail: candcmachinetools@gmail.com

15111000313CE

BERKSHIRE

S-25L / 32L

櫛式
Gang Type

S-32MY

車銑複合機
Turning Milling Complex Machine




- 可搭配多軸側銑或端銑軸，大幅提升加工之多元化。
- 機體結構緊湊，機體小，節省佔地空間。
- 6,000rpm高速主軸。
- 主軸可使用筒夾夾持工件（標準）。也可使用三爪油壓夾頭（選購）。
- X,Z軸快移速度15米/分。
- X,Z軸採用伺服馬達直結驅動。

- Available to equip with multi-spindle side milling device or end milling axis for dramatically increasing versatility of machining.
- Compact construction and small footprint for saving installation space.
- 6,000 RPM high speed spindle.
- The spindle accepts collet chuck (standard). Also, available to use a 3-jaw hydraulic chuck (optional).
- X, Z-axis rapid traverse rate: 15 M/min.
- X, Z-axis are directly driven by servo motors.


高剛性的機體結構 Ruggedly Constructed Throughout

- 床身採用高級鑄鐵一體鑄造成型，經應力消除處理。
- X,Z 軸配置精密線滑軌，進給動作快速、順暢。
- The bed is one-piece manufactured from high quality cast iron with stress relief.
- Precision linear ways on X, Z-axis provide fast and smooth movement.



小型精密零件加工之首選!

Your No. 1 Choice in Small Precision Parts Machining!



自動送料裝置 (選購) Automatic Parts Feeding Device (optional)

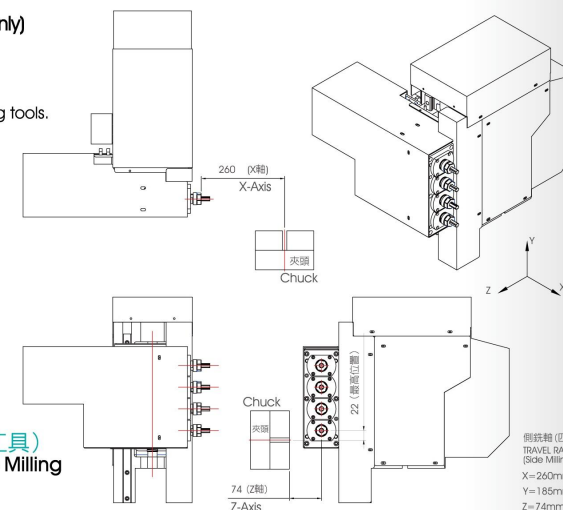
- 依不同的工件採客製化設計。
- Can be tailor made according to customer's workpiece.

側銑刀座 (適用S-32MY機型) Side Milling Unit (for model S-32 MY only)

- 可安裝4支側銑鑽刀具。
- 具Y軸功能。
- Allows for mounting 4 milling / drilling tools.
- With Y-axis function.

接料器 (選購) Parts Catcher (optional)

- 提供方便，快速的成品收集。
- Providing fast and convenient parts collection.



側銑軸行程圖 (4工具) Travel range of Side Milling Axis (4 tools)

側銑軸 (四軸) 裝置行程
TRAVEL RANGE DIAGRAM
(Side Milling Axis) (4 Tools)
X=260mm
Y=185mm
Z=74mm

KS-32L

櫛式
Gang Type

KS-32T

刀塔式
Turret Type

KS-32MT

動力刀塔
Live Tooling Turret



30°斜床式 / Slant Bed

結構穩重！耐高速作業！

Stable! Resist High Speed Operation!

- 床身與底座採用高剛性材質，經應力消除處理，無結構變形問題。
- 30°斜床式結構，結構穩定，且除屑順暢。
- X,Z軸配置精密線性滑軌，進給動作快速、順暢。
- The bed and base are one-piece manufactured from high rigidity cast iron with stress relief to eliminate structural deformation problems.
- 30° slant bed features maximum stability and efficient chip disposal.
- Precision linear ways on X, Z-axis provide fast and smooth movement.



- 主軸通孔徑：Ø 32mm。
- 6,000rpm高速主軸。
- 主軸可使用筒夾或三爪油壓夾頭夾持工件。
- 易於與其他機器連線作自動化連線加工。
- X,Z軸採用伺服馬達直結驅動。
- X軸附剎車。
- 全密閉式護罩。

- Hole through spindle: Ø 32 mm.
- 6,000 RPM high speed spindle.
- The spindle can accept collet chuck and 3-jaw hydraulic chuck.
- Easy to be online with another machine in an automatic production line.
- X, Z-axis are directly driven by servo motors.
- X-axis is equipped with brake.
- Fully enclosed splash guard.

動力刀塔

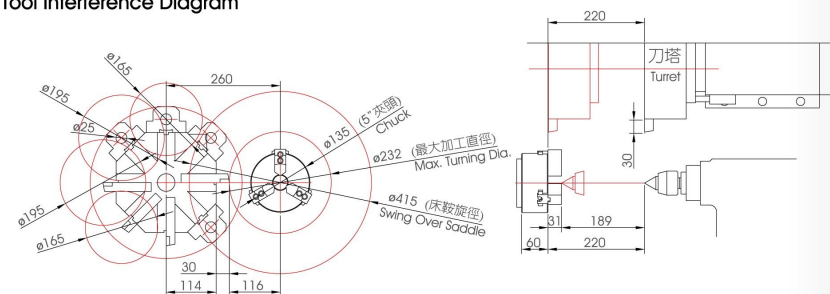
Power Turret

- 動力刀塔搭配主軸之C軸功能，使本機可執行銑削、鑽孔、攻牙作業。
- The power turret, combined with the C-axis function of the spindle, allows the machine to perform milling, drilling and tapping operations.



刀具干涉圖

Tool Interference Diagram



K-45L


櫛式
Gang Type

K-45T

刀塔式
Turret Type

K-45MT

動力刀塔
Live Tooling Turret



30°斜床式 / Slant Bed 兼具穩重與 高剛性的機體結構

Stable and Rigid Structure

- 床身與底座採用高級鑄鐵一體成型，經應力消除處，無結構變形問題。
- 30°斜床式結構，結構穩動，且除屑順暢。
- X,Z軸配置精密線性滑軌，進給動作快速、順暢。
- The bed and base are one-piece manufactured from high quality cast iron with stress relief to eliminate structural deformation problems.
- 30° slant bed features maximum stability and efficient chip disposal.
- Precision linear ways on X, Z-axis provide fast and smooth movement.

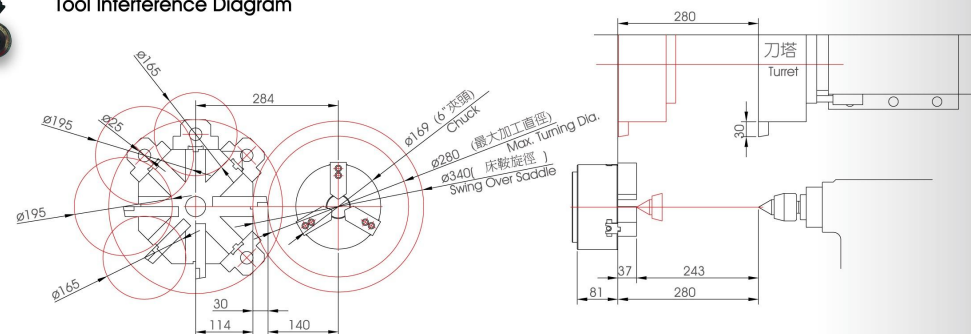


動力刀塔 Power Turret

- 動力刀塔搭配主軸之C軸功能，使本機可執行銑削、鑽孔、攻牙作業。
- The power turret, combined with the C-axis function of the spindle, allows the machine to perform milling, drilling and tapping operations.



刀具干涉圖 Tool Interference Diagram



- 主軸通孔徑：Ø45mm。
- 6,000rpm高速主軸。
- 主軸使用6"三爪油壓夾頭。
- X,Z軸採用伺服馬達直結驅動。
- X軸附剎車。
- X軸快移速度15~20米/分。
- Z軸快移速度15~20米/分。
- 全密閉式護罩。

- Hole through spindle: Ø 45 mm.
- 6,000 RPM high speed spindle.
- The spindle accepts 6" 3-jaw hydraulic chuck.
- X, Z-axis are directly driven by servo motors.
- X-axis is equipped with brake.
- X-axis rapid traverse rate: 15 ~ 20 M/min.
- Z-axis rapid traverse rate: 15 ~ 20 M/min.
- Fully enclosed splash guard.

規格表 Specifications

	S-25L	S32L / MY		KS-32L	KS-32T	K-45L	K-45T	K-52T	KL-52T	KL-75T	KJ-75T		
機械行程 Machine Stroke	床身最大旋徑 Swing over saddle (mm)	480	500		340	340	340	340	360	500	500	600	550
	標準加工直徑 Standard turning diameter (mm)	110	135	32	135	135	170	170	210	300	300	350	250
	最大棒材通孔 Max. bar capacity (mm)	25	32	32	32	32	45	45	52	52(68)	75 (92)		75 (92)
	最大加工長度 Max. turning length (mm)	100	100	75	200	180	220	250	240	400	600	600	600 (1000)
主軸 Spindle	夾頭尺寸 Hydraulic chuck (inch)	4"	5"		5"	5"	6"	6"	8"	8"	10"		10"
	主軸鼻端 Spindle nose	A2 - 3	A2 - 3		A2 - 4	A2 - 4	A2 - 5	A2 - 5	A2 - 5	A2 - 6	A2 - 8		A2 - 8
	主軸轉速 Spindle speed (rpm)	50 - 6000	50 - 6000		50 - 6000	50 - 6000	50 - 6000	50 - 6000	50 - 4200	4200	3000		3000
	主軸變速段數 Spindle speed range	一段 one range	一段 one range		一段 one range	一段 one range	一段 one range	一段 one range	一段 one range	一段 one range	一段 one range		一段 one range
X,Z軸 X, Y Axis	縱向最大行程 (X軸) Max. longitudinal travel (X-axis) (mm)	200	300	260	280	120	300	140	140	150 + 40	150 + 40 175 + 40		185
	橫向最大行程 (Z軸) Max. cross travel (Z-axis) (mm)	160	160	100	200	220	250	300	300	400	600		600 (1050)
	快移速度 (X/Z) Rapid traverse rate (X/Z) (m/min.)	15	15	15	16 - 20	16 - 20	16 - 20	16 - 20	16 - 20	16 - 20	16 - 20		16 - 20
	伺服馬達 (X軸) Servo motor (X-axis) (kw)	0.4	0.75	0.75	0.75	0.75	1.0	1.0	1.2	2.0	2.0		3.0
	伺服馬達 (Z軸) Servo motor (Z-axis) (kw)	0.4	0.75	0.75	0.75	0.75	1.0	1.0	1.2	2.0	2.0		3.0
刀塔 Turret	刀具數目 Number of tools	4	4	8	4	8	4	8	8	10	10		10
	車刀尺寸 Cutting tool size (mm)	16	16	16	16	20	16	20	20	25	25		25
	搪刀尺寸 Boring tool size (mm)	25	25	25	25	25	25	25	25	40	40		40
尾座 (選配) Tailstock (Optional)	尾座行程 Tailstock travel (mm)					200		210	210	485	600		550 (1050)
	尾座心軸行程 Tailstock quill travel (mm)					75		75	75	85	85		100
	尾座心軸直徑 Tailstock quill diameter (mm)					53		60	60	80	80		100
	尾座心軸錐度 Tailstock quill taper					MT # 3		MT # 4	MT # 4	MT # 4	MT # 4		MT # 5
床台斜度 Bed Slant Degree				30°	30°		30°	30°	45°	45°		45°	
水箱容量 Coolant Tank Capacity (Liter)	45	45		55	55	90	90	90	180	200		200	
冷卻泵浦 Coolant Pump (hp)	1/4	1/4		1/4	1/4	1/2	1/2	1/2	1	2		1	
機器重量 Machine weight (kg)	1350	1400	1700	1580	1700	2350	2450	2500	4500	5350		4850	
機器尺寸 Machine dimensions (mm)	1700 x 1270 x 1620	1750 x 1410 x 1730		1900 x 1480 x 2020	1900 x 1480 x 2020	2250 x 1700 x 1900	2250 x 1700 x 1900	2250 x 1700 x 1900	3500 x 1600 x 1850	3900 x 1770 x 1965		4200 x 1800 x 2150	

* All specifications are subject to change without notice.