





KL 40

MODEL Oil country

FEATURE

- » Rugged Meehanite Casting,
- » Hardened and Ground Bed ways,
- » Turcit-B lined on sliding ways & Gibbs with precision hand scraped
- » 30Hp DELTA Vector Spindle drives with maxi Torque at auto gear shifting in 3-gear range
- » Precision ground ball-screw w

 [Click to enlarge this image](#)  [Request a quote](#)  [See our accessory](#)  [Tell a friend](#)

[SIMILAR PRODUCTS](#) [SPECIFICATION](#) [E-CATALOG](#)

HEAVY DUTY Oil Country 40 SERIES CNC LATHE W/ CENTROID T400 CONTROL

MACHINE FEATURE:

- * Rugged Meehanite Casting,
- * Hardened and Ground Bed ways,
- * Turcit-B lined on sliding ways & Gibbs with precision hand scraped
- * 30Hp DELTA Vector Spindle drives with maxi Torque at auto gear shifting in 3-gear range
- * Precision ground ball-screw w/double nuts
- * Dual electric hand-wheels for manual operation
- * manual Tailstock
- * The M/C's with Automatic Lubrication
- * Halogen Work light, Coolant system
- * Telescopic steel way cover on X-Axis
- * Full Enclosed guarding

Made in Taiwan

HARDWARE:

- 15" COLOR VGA LCD SCREEN - PC STYLE SEALED FULL FEATURE KEYBOARD
- X & Z DEDICATED JOG - DIGITAL AC SERVO DRIVES AND MOTORS
- USER FRIENDLY CONTROLS - 1GB SOLID STATE HARD DRIVE
- COOLANT FUNCTIONS - USB 2
- SPINDLE & BRAKE - RS-232, MOUSE & PARALLEL PORTS
- FUNCTIONS
- PC BASED

SOFTWARE:

- PC BASED TECHNOLOGY, SOFTWARE UPDATEABLE & HIGH SPEED BLOCKTHROUGHPUT
- CONVERSTIONAL PROGRAMMING
- TOOL PATH GRAPHICS, TURNING CYCLES, GROOVING CYCLES, DRILLING CYCLES, TAPPING CYCLES, CUTOFF CYCLE, THREADING CYCLES, STOCK REMOVAL CYCLES, POSITION LINE AND ARC EVENTS, INTEGRATED TOOL LIBRARY, RUN TIME ESTIMATES GRAPHICAL MATH HELP & AUTOMATIC CORNER RADIUS.

- G-CODES & FULL M-FUNCTION CONTROL
- TOOL FUNCTIONS, TOOL COMPENSATION

- PART PROGRAM STORAGE AND EDITING • PROGRAM STORAGE, FULL SCREEN UNLIMITED FILE SIZE
TEXT EDITOR, READ/WRITE TO FLOPPY DISK, SAVE PROGRAMS VIA COM PORTS.
- AXIS CONTROL • CONSTANT SURFACE SPEED CONTROL, HIGH SPEED CONTOURING, BACKLASH COMPENSATION, PITCH ERROR COMPENSATION, LEAST INPUT INCREMENT OF .0001", 2000 LINE LOOKAHEAD
ACCEL/DECEL, QUADRATURE ENCODER INTERFACE.
- FEED FUNCTION • RAPID TRAVERSE, RAPID TRAVERSE OVERRIDE JOG PANEL KEY SELECTABLE, RAPID TRAVERSE AUTOMATIC ACCEL/DECEL, FEEDRATE OVERRIDE 2 TO 200% VARIABLE.
- UTILITIES • FORMAT FLOPPY COMMAND, BACKUP DATA & SYST. FILES, RESTORE DATA & SYST. FILES
IMPORT/EXPORT, DRAG PLOT, PLC AND SYSTEM DIAGNOSTICS & MOTOR TEMPERATURE ESTIMATING.