



HDCNC[®]

銑床

MILLING MACHINE



威海華東數控股份有限公司

WEIHAI HUADONG AUTOMATION CO., LTD



<http://www.huadongcnc.com>



型號 X6323A TYPE

特性

Y、Z采用55° 雙燕尾導軌，易調整，方便維修。床身兩側設有加強筋，外形美觀，機床剛性强。

CHARACTER

Double55° dovetail guide way is adopted on both Y-and Z-axis,so it is easy to adjust and easy to repair.Adopted strengthen rib on both sides of the column that makes the machine rigidly and beautiful.


型號 X6323B TYPE


特性

z軸采用55° 燕尾導軌，Y軸采用矩形導軌，床身兩側設有加強筋，外形美觀，機床剛性强。

CHARACTER

55° dovetail guide way is adopted on z axis,and rectangular guide way on Y-axis Adopted strengthen rib on both sides of the column, that makes the machine rigidly and beautiful.





型號 X6325A TYPE

特性

Y、Z采用55° 雙燕尾導軌，床鞍導軌貼有TF耐磨材料，易調整。

CHARACTER

Double 55° dovetail guide way is adopted on both Y-and Z-axis. So it is easy to adjust. The guide way on saddle is lined with TF wear-able material.


型號 X6325B TYPE

特性

Y軸采用矩形導軌，Z軸采用55° 燕尾導軌，床鞍導軌貼有TF耐磨材料，易調整，穩定性好。

CHARACTER

Rectangular guideway on Y-axis and 55° dovetail guideway on Z-axis makes the machine stably and easy to adjust. The guideway on saddle is lined with TF wearable material.





型號 X6325 TYPE

特性

Y、Z采用矩形導軌，床鞍導軌貼有TF耐磨材料，剛度及穩定性好。

CHARACTER

Rectangular guide way on Y-and Z-axis is featured a good rigidity and stability. The guide way on saddle is lined with TF wearable material.

型號 X6325C TYPE


特性

銑頭前後為固定式結構，銑削強度好，Y、Z軸采用矩形導軌，床鞍導軌貼有TF耐磨材料，整機剛性及穩定性好。

CHARACTER

Fixed structure is used to connect the mill head without adapter. Which makes the cut intensity well. Rectangular guideway on Y-and Z-axis makes the machine stably and rigidly. The guideway on saddle is lined with TF wearable material.





型號 XU6325 TYPE

特性

Y、Z軸采用矩形導軌，剛性及穩定性好，操作方便，外形美觀。X、Y軸為機動進給。

CHARACTER

Rectangular guideway on Y-and Z-axis is featured a good rigidity. Gear box power feed structure is adopted on X and Y axis.

進給電機功率：250w
Feed motor:250w
進給量（Feed Rate）
15、23、33、48、78、114
166、257


型號 X6325D TYPE

特性

Y、Z采用矩形導軌，床鞍導軌貼有TF耐磨材料，剛度及穩定性好，操作方便，外形美觀。

CHARACTER

Rectangular guideway is adopted both on Y-and Z-axis. The guide way on saddle is lined with TF wearable material. Which makes the machine stably and rigidly, also makes it beautiful and easy to operate.



型號 X6330 TYPE X6330

特性

Y、Z采用矩形導軌，床鞍導軌貼有TF耐磨材料，剛度及穩定性好。操作方便，外形美觀。

CHARACTER

Rectangular guideway is adopted both on Y- and Z-axis. The guide way on saddle is lined with TF wearable material. Which makes the machine stably and rigidly, also makes it beautiful and easy to operate.



升降電機
Lifting motor

型號 X6330A TYPE X6330A

特性

銑頭前後為固定式結構，銑削強度好，Y、Z軸采用矩形導軌，床鞍導軌貼有TF耐磨材料，整機剛性及穩定性好。


CHARACTER

Fixed structure is used to connect the mill head without adapter. Which makes the cut intensity well. Rectangular guideway on Y- and Z-axis makes the machine stably and rigidly. The guideway on saddle is lined with TF wearable material.



升降電機
Lifting motor

超强鞍座
Supper strong saddle



型號 X6333 TYPE

特性

采用超强床鞍，銑削强度好，Y、Z軸采用矩形導軌，床鞍導軌貼有TF耐磨材料，整機剛性及穩定性好，操作方便，外形美觀。

CHARACTER

Supper saddle structure. Which makes the cut intensity well. Rectangular guideway on Y- and Z-axis makes the machine stably and rigidly. The guideway on saddle is lined with TF wear-able material.




升降電機
Lifting motor

特殊附件 OPTIONAL ACCESSORY




數顯尺
Digital readout



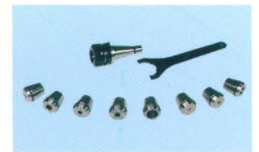
械用平口鉗
Machine vise




進給器
Power feed unit




萬能夾具組
Univesal clamping apparatus




NT30, NT40夾頭
NT30, NT40 collet chuck



R8 彈簧夾頭
R8 Collet chuck and collets



接油盤
Oil collecting Plate



擋屑板
Plastic splash guard



冷却系統
Cooling system



齒輪箱進給器
Gear box power feed

標準附件 STANDARD ACCESSORY

拉杆 Draw bar	電箱 Electrical box
工作燈 Working lamp	手壓油泵 Handle oil pump
工具箱及套工具 Tools & Toolbox	

銑床技術規格及參數表 SPECIFICATION

Unit:mm

型號 MODEL	X6323A	X6323B	X6325	X6325A	X6325B	XU6325	X6325C	X6325D	X6330	X6330A	X6333	X6333A
工作臺面積 Table size	230 × 1067 (9" × 42") 230 × 1246 (9" × 49")		254 × 1270 (10" × 50") 254 × 1370 (10" × 54")			250 × 1270 (10" × 50") (10" × 50")	254 × 1270 (10" × 50") 254 × 1370 (10" × 54")		305 × 1370 (12" × 54") 305 × 1500 (12" × 60")		330 × 1370 (13" × 54") 330 × 1500 (13" × 60")	
工作臺縱向行程 Long travel	650 840		850 950			770	850 950		870 1000		840 1000	
工作臺橫向行程 Cross travel	305		420	400		420	420		380		368	
工作臺垂直行程 Vertical travel	400		420			400	420		430		450	
T型槽數量及尺寸 T-slot No. and size	3 × 16											
伸縮臂行程 Ram travel	312		470			470			500			
主軸端面至臺面距離 Distance from spindle nose to table surface	0~415		0~405			0~405			0~350		0~450	
主軸孔錐度 Spindle hole taper	標準(standard): R8 特殊選配(optional): ISO30/ISO40											
主軸行程 Spindle travel	127											
主軸轉速 Spindle speed	標準(standard): 有段16速(shift grade) 50HZ65~4500 60HZ:80~5440 特殊選配(optional): 無段變速(variable)65~4500 特殊選配(optional): 無段變速(variable)65~3750											
主軸進給量 Auto. quill feed	三檔(three steps): 0.04(0.0015"/0.08(0.003")/0.15(0.006") mm/revolution 三檔(three steps): 0.04(0.0015"/0.08(0.003")/0.15(0.006") mm/revolution											
主軸電機功率 Spindle motor	2.25Kw / 3HP 3.75Kw / 5HP 3.75Kw / 5HP											
銑頭左右回轉 Head swivel	90°											
銑頭前後回轉 Head tilting	45°	45°	45°	45°	45°	45°	45°	45°	45°	45°	45°	固定式 FIX
包裝尺寸 Dimension of package	單臺包裝 one miller per case	1400 × 1476 × 2030			1516 × 1550 × 2080				1566 × 1650 × 2080		1800 × 2016 × 2180	
	二臺包裝 two miller per case	1450 × 1570 × 2080			1650 × 1790 × 2170				1720 × 1800 × 2175		1800 × 2200 × 2180	
	三臺包裝 three miller per case	1450 × 2180 × 2080			1650 × 2285 × 2235							
毛重(kg)	1100	1160	1550	1380	1420	1650	1590	1590	1700	1750	2300	2350

- 注(NOTE): 1、若特殊加裝X軸自動走刀器, 會使工作臺縱向行程縮小約100mm。
If assemble power feed on X axis, the table long travel would be shorten about 100mm.
- 2、本公司專有對機床設計及參數更改權利, 更改恕不另行通知。
The design and specification of machine are subject to change without notice.

HDCNC[®]

立卧铣床

UNIVERSAL VERTICAL AND HORIZONTAL
MILLING MACHINE




XN6330H



X6330H

XS6330H



XN6330H X6330H XS6330H系列立臥銑床特性

床身、升降座採用寬大的矩形導軌，表面經高周波硬化及精密研磨，剛性高，穩定性好，床鞍導軌貼有TF耐磨軟帶，減少進給阻力；設計立式、臥式兩根主軸，主軸及齒輪全部熱處理及精密研磨，延長使用壽命，適合強力重型切削。

FEATURES:

Super width of bed and Keen box guide way, which have been hardened and precision ground, with high rigidity and stability. The guide way of the saddle is lined with TF wearable belt. The machine with one vertical spindle and one horizontal spindle, the spindles and gears have been hardened and ground, suitable heavy cutting.

主要參數 Main Parameter

型號 Model	Unit	XN6330H	X6330H		XS6330H		
工作臺面積 table size	mm	300 × 1300	300 × 1300	300 × 1500	300 × 1370	300 × 1500	
工作臺左右行程（手動最大） Table longitudinal travel (manual)	mm	845	845	1000	880	1000	
工作臺前後行程（手動最大） Table cross travel (manual)	mm	385	385	385	380	380	
工作臺垂直行程（手動最大） Knee vertical travel (manual)	mm	435					
工作臺左右進給速率 Table longitudinal feed rate	mm/min	0-3500 伺服電機 Servo Motor	-		-		
工作臺前後進給速率 Table cross feed rate	mm/min		-		-		
升降臺上下進給速率 Knee rapid speed	mm/min	900					
立主軸 Vertical Spindle	電機功率 Motor power	HP	5HP		標準3HP, 選配5HP Standard: 3HP/optional: 5HP		
	主軸轉速 Speed	rpm	標準16段變速 (Standard: 16 steps) : 50HZ: 65-4500 / 60HZ: 80-5440 選配無段變速 (optional: variable speed): 65 ~ 3750				
	主軸錐度 Taper		ISO40		標準: R8 / 選配ISO40 Standard: R8 / optional: ISO40		
	套筒行程 Quill travel	mm	127				
	套筒進給 Quill feed	mm/rev	0.04 / 0.08 / 0.15				
	回轉角度 Head rotating		左右 (R/L) 90°			左右 (R/L) 90° / 前後 (B/F) 45°	
	主軸端面至臺面距離 Distance from spindle end to table surface	mm	115-545				
臥主軸 Horizontal Spindle	電機功率 Motor power	HP	5HP				
	主軸轉速 Speed	rpm	50HZ: 45/80/165/260/500/980 60HZ: 55/100/200/315/600/1180				
	主軸軸孔錐度 Taper		ISO40				
	主軸中心至臺面距離 Distance from spindle center to table surface	mm	-20 ~ 410				
	主軸中心至伸縮臂距離 Distance from spindle center to ram	mm	183				
伸縮臂行程 Ram travel	mm	480					
伸縮臂回轉角度 Ram rotating		360°					
淨重 Net weigh	Kg	1900	1900	1950	1680	1730	
長 × 高 Package size L × W × H	cm	180 × 150 × 220	180 × 150 × 220	180 × 180 × 220	180 × 160 × 220	180 × 180 × 220	

標準附件列表 Standard equipment

電箱及懸掛式操控盒 Electro cabinet and hung up control panel	升降臺快速升降電機 Knee rapid elevating motor	冷卻泵 Cooling system
電動潤滑泵 Electro lubricate pump	拉杆 Draw bar	接油盤 Oil collecting plate
工作燈 Working lamp	擋屑板 Plastic splashing guard	水平調整墊鐵及螺栓 Leveling wedge and screw

X7125 X7130

床臺型立式銑床

BED TYPE VERTICAL MILLING MACHINE

用途及特点：

銑頭沿立柱升降，工作臺承重大，銑削精度高，適用於重型切削。

Applications and features:

The milling head moves upwards and downwards along the column, the worktable can carry heavy load. The miller can make high precision which is suitable to process high-duty cutting.



主要規格與參數 Main Specification and Parameter

項目 Item		型號 model		X7125		X7130		
工作臺面積 table size				254 × 1270	254 × 1370	305 × 1370	305 × 1500	
工作臺縱向行程 table longitudinal travel				760	860	880	1000	
工作臺橫向行程 table cross travel				535	535	510	510	
Z軸垂直行程 milling head vertical travel				405	405	405	405	
主軸端面至工作臺面距離 distance from spindle to table				150 ~ 600	150 ~ 600	150 ~ 600	150 ~ 600	
銑頭 Milling head	電機功率 motor power			3HP	3HP	5HP	5HP	
	主軸孔錐度 spindle taper			R8	R8	ISO40	ISO40	
	套筒行程 quill travel			127	127	127	127	
	主軸轉速 Spindle speed	標準 Standard: 16steps			50HZ: 65~4500 60HZ: 80~5440			
		選配 Optional: Variable			65~4200		60~3750	
主軸進給 quill power feed			0.04 / 0.08 / 0.15 mm / rev.					
包裝尺寸 Package size	單臺包裝 one machine /1 package			180 × 150 × 240cm		185 × 150 × 240cm		
	2臺包裝 two machines /1 package			220 × 150 × 240cm		225 × 150 × 240cm		
毛重 G. W.	單臺包裝 one machine			1900	1900	2000	2050	
	兩臺包裝 two machines			3900	3900	4000	4100	

標準附件 Standard accessories

拉杆 draw bar	工具箱 Tool box	套工具 Tools	接油盤 oil collecting plate
自動潤滑泵 Auto. Lubricate pump	冷卻裝置 coolant pump	工作臺護罩 Table guard	工作燈 working lamp

特殊附件 Special accessories

數顯尺 digital readout	進給器 power feed	銑夾頭 collets chuck	夾具組 Clamping kits
平口鉗 machine vise	變頻銑頭 inverter milling head	無段銑頭 variable speed milling head	氣動拉杆 Air draw bar

威海華東數控股份有限公司

地址：中國山東省威海市經區環山路698號
 傳真：0631-5967988 5968552
 銷售科：0631-5321609 5968595
 進出口辦：0631-5321300 5968011
 售後服務：0631-5968553 5968565
 銷售科：sales@huadongcnc.com
 進出口辦：hdcnc@vip.163.com
 售後服務：service@huadongcnc.com

WEIHAI HUADONG AUTOMATION CO.,LTD

Company address: No.698 Huanshan Road, Jingqu, Weihai, Shandong, China
 Fax: +86-631-5967988
 P.C.: 264200
 Tel/E-mail:
 Sales Section: +86-631-5321609 5968595 sales@huadongcnc.com
 Im & Ex.Dept.: +86-631-5321300 5968011 hdcnc@vip.163.com
 Service Dept: +86-631-5968553 5968565 service@huadongcnc.com