

GOOD DEAL - USED MACHINES ON SALE

ForestLiné ATLAS V1 – ForestLiné ACCESS V1

Automatic contour tape laying of unidirectional prepreg tape in genuine packing (6" or 12" wide)

or previously cut on a separately purchased Forest-Liné ACCESS-V1 type machine (6" wide) in all directions




GOOD DEAL - AVAILABLE MACHINE

Forest-Liné ATLAS V1

Automatic contour tape laying of unidirectional prepreg tape in genuine packing (6" or 12" wide)
or previously cut on a Forest-Liné ACCESS-V1 type machine (6" wide) in all directions

Axes	Designation	Travel	Maximum speed
X	Longitudinal	36.500 mm	60 m/min
Y	Transverse	6.500 mm	60 m/min
Z	Vertical	1.200 mm	60 m/min
C	Heads rotation around Z-axis	+/- 200 deg	4.500 deg/min
B	Heads rotation around Y-axis	+/- 30 deg	936 deg/min
A	Heads rotation around X-axis	+/- 30 deg	1.600 deg/min

Exclusive 2-axes motion dual laying head (C-A) for highly contoured parts



Equipment included:

- Compaction roller(s) for single phase and two-phase heads
- Compliance system to optimize compaction despite local thickness (angular and normal to surface)
- Program offset (lay-up tool non-touch probing)
- Ply boundary inspection
- Dust extractor around cutting area
- Paper flakes monitoring
- Safety features
- ~~Infra-red heating system~~
- ~~LAP&GAP monitoring system~~
- Part history (option)
- ~~Programming software~~

GOOD DEAL - AVAILABLE MACHINE

Forest-Liné ACCESS V1

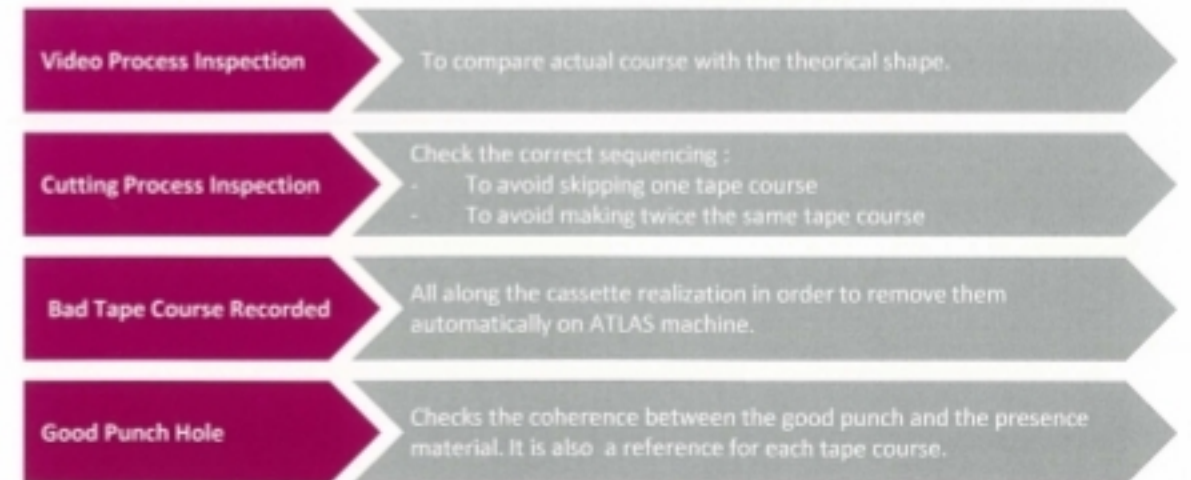
ACCESS V1 machine supplies automatic contour tape laying (Linear ATLAS V1 purchased separately) with precut unidirectional prepreg tape (6" wide)



The ACCESS V1 machine precuts complex pieces and removes scraps. And the machine interposes these pieces between 2 reconditioning films and rewind them in a cassette.



Fully automatic and monitored process during the cassette realization:



3.2 MACHINE FEATURES

3.2.1 TRAVEL - FEEDRATES

AXIS	X Longi- tudinal	Y Trans- verse	Z Vertical	C Rotary	U, V prepreg feed	A Head twist	D Singlephase cutter rotation	W Linear motion of singlephase cutter	T Linear motion of singlephase peeling	Q Scrap removal
Travel (mm or min ⁻¹)	36500	6500	1200	± 200		A± 30deg.	± 180deg.	315mm	360mm	
Rapid traverse feed (m/min or deg/min)	60	60	15	4000deg./ min	60	1600deg/ min (4.44 min' ¹)	36000deg/ min (100 min' ¹)	50	20	60
Acceleration (m/s ² or deg/s ²)	1	1	1	100deg./s ²	1	20deg./s ²	36000deg. /s ²	5	1	1
Positioning accuracy	+/-0.025m m/300mm +/-0.5mm over the whole stroke	+/-0.025m m/300mm +/-0.25mm over the whole stroke	+/-0.025m m/300mm +/-0.25mm over the whole stroke	+/-30 sec		+/-30 sec				
Repeatability	+/- 0.025mm	+/- 0.025mm	+/- 0.025mm	+/-10 sec		+/-10 sec				

PLC AXES

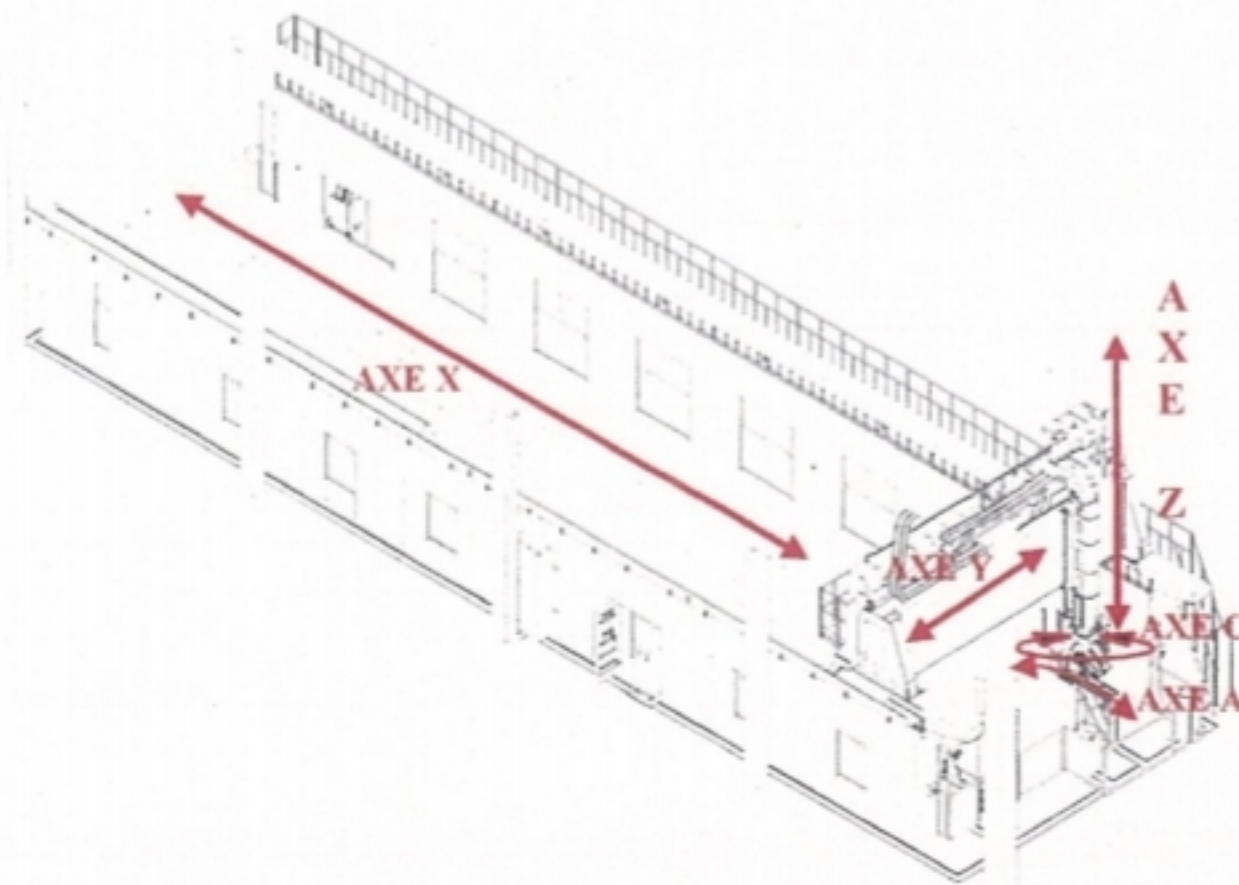
- RADIUS ANGULAR DEVICE (RAD)

Rad A prepreg deviation system on single-phase head

Rad B A prepreg deviation system on two-phase head

Remark:

- The X-travel includes 1.5m overtravel for spool changing.
- Verification of positioning accuracy and repeatability as per JIS.



7. WEIGHTS (for lifting purposes)

Stationary components

Component	Total weight (kg)
Beds + Bellow Covers + X drive (2x 27000kg)	54,000
Electric cabinet on floor	800
Heat exchanger	200
Sheet metal protection	1,000
Other (leveling jacks, operator panel, etc..)	6,000
Total for Stationary Components :	60 000 kg

Customer supply :

Foundation pillars

If empty, approximate weight 2x 115 000kg = 230 000 kg

If full, approximately 2x 240 000 kg = 480 000kg


Mobile components

Crossrail fully equipped (with maintenance platform + electric cabinets + hydraulic unit + X motors + cables + cable track)	22 000 kg
Y-axis carriage	1 200 kg
Ram fully equipped (with C-axis reducer and motor + crown gear + bearings + cables + cable track + cylinder + Z-axis motor)	1900 kg
Head	2 100 kg
Z-axis cable track	80 kg
Total moving elements in X	27 280 kg
Total moving elements in Y	5 280 kg
Total moving elements in Z	4 080 kg
Total weight of the machine	Approx 317 000 kg if pillars empty Approx 567 000 kg if pillars full

This calculation of stationary masses and moving masses does not take into account :

- The maximum weight of the composite part itself
- The maximum weight of the layup tooling
- The weight of the spool handling manipulator









FOREST-LINE

ATLAS

FOREST

さ込まれ
注意



X

80

M



WARNING



技能スクール






FOREST-LINE

LINEAR
ATLAS


123456
7890

CTU42









物さ込まれ
注意



Control Number CWCF-030

SIEMENS

The main control panel features a large central screen displaying a dark blue background with a grid of light blue dots. To the right of the screen is a grid of alphanumeric buttons (A-Z, 0-9) and function keys. Below the screen is a row of 12 square buttons. To the right of these buttons are two circular buttons and a small display. A pink pen is hanging from the top right corner of the panel.

2019.04.11

A standard white computer keyboard is mounted on a tray in front of the main control panel.

SIEMENS

The secondary control panel is located on a lower tray. It features a prominent red emergency stop button on the left. To its right is a grid of function keys, including a numeric keypad. Further right are two large black rotary knobs. At the bottom, there are several colored buttons (red, green, white) and a small circular button.



FOREST-LINE

FOREST-LINE

