


PIPE SPOOL

MASTER

PIPE FACING, BEVELING,
THREADING MACHINES





Some of the Revolution Machine Tools Team


ABOUT REVOLUTION MACHINE TOOLS

Revolution Machine Tools (RMT), founded by long time industry leader Kyle Jorgenson, is a metal fabrication machine tools company. RMT's design team has created the most innovative and precise tools in the North American market today. We are partners with leading manufacturers who build our designs to our stringent specifications in state of the art manufacturing facilities.

Kyle Jorgenson started in the Machine Tool industry working with his father, Roger Jorgenson, who founded Jorgenson Machine Tools in 1974. Roger taught Kyle how important relationships and customer service are, and Kyle has built his reputation on those principles. Revolution Machine Tools is supported by an ever expanding team of industry professionals, which include design, marketing, service and support, who have these same values and respect Kyle's vision. Together, they are creating a revolution in the Machine Tool industry.

RMT's main focus is in large cutting, forming, and rolling machines for the metal fabrication industry. RMT's research and development team has created the most innovative, fast, durable and accurate machines in the industry. Our machines are all backed by a strong warranty and an outstanding service team dedicated to keeping your machines operational. We understand the time value of money and how expensive downtime can be.





RMT offers several innovative machines including Fiber Lasers, Press Brakes, Plate Rolls, Ironworkers, Angle Rolls, Shears, Structural Steel Drills, Hydraulic Presses, Band Saws, Pipe Threading and Beveling, and much more. All Revolution Machine Tool product designs are built for durability, precision, repeatability, and speed.

KYLE JORGENSON / President

THE PIPE FABRICATION INDUSTRY IS ABOUT TO CHANGE...

The pipe fabrication industry hasn't changed much over the last few decades, from pricing to processes it's a tough business. It's been the backbone for global growth - providing energy, fluids and gases in critical environments, making quality control a critical component.

The PIPE SPOOL MASTER Series of pipe profiling machines changes all of that. Now, a bevel that historically took 2-8 hours with a other facing machines, or a boring mill, can be done in minutes with a better surface and more accurately. The PIPE SPOOL MASTER machines will dramatically increase your shops productivity, added quality, throughput and a smaller footprint than machines such as a boring mill or through spindle lathe. Set up and programming are also fast, easy and intuitive.


The PIPE SPOOL MASTER Series of machines will change the face of pipe fabrication. Make sure your shop is at the forefront of the revolution!



We take pleasure in helping our customers to be successful. Many of our customers have become lifelong friends which has carried over through several generations.



REVOLUTIONARY SERVICE



QUALIFIED SERVICE TECHNICIANS

Join the Revolution with service technicians from Revolution Machine Tools that can maintain, troubleshoot and fix your machines. Our goal at RMT is to ensure our customers experience smooth operations and greater return on investment by having their machines repaired and maintained by qualified personnel who are committed to the customer's success.

The service team at Revolution Machine Tools is experienced and able to diagnose, repair and install your equipment when you need it. We know that you can't wait for days or weeks to keep your production deadlines, and we are committed to minimizing your downtime and keeping your manufacturing processes moving forward.

PREVENTATIVE MAINTENANCE PROGRAM

Keeping your machines operating at their peak performance is key to successful manufacturing. At Revolution Machine Tools, we have the right preventative maintenance plan to fit your needs; thus, keeping your machines performing at their most efficient levels.



Our service technicians will create the perfect preventative maintenance plan for you. They will evaluate your machines and provide you with a customized maintenance plan. Each plan will include general maintenance, safety evaluations, suggested repairs and part replacement.

SERVICE WHEN YOU NEED IT

You can count on Revolution Machine Tools to be there when you need them. How many times have you needed customer service for a machine breakdown? Each and every breakdown equates to a loss in opportunity cost and profit. At Revolution Machine Tools, we are committed to making sure you get the most out of your equipment, and when it does breakdown, providing repair services in a timely manner.

So, if you are in need of a troubleshooting or repair, you can reach a service technician by phone or email and we will strive to respond quickly. You don't need help in two days, you need it now. You can count on Revolution Machine Tools because we are committed to getting you up and running when and where you need us.



SERVICE HOTLINE
844-RMT-SERV (768-7378)
SERVICE@RMTUS.COM

PARTS & TOOLING



SUPERIOR PARTS AND TOOLING

Every machine used in the chipping, fabrication and forming of metal has consumables and tooling to keep them performing efficiently. These consumables and tools range from hydraulic oil, laser nozzle tips, replacement parts, software and more. Making sure you have the right products to take care of your machines is what we at Revolution Machine Tools specialize in. We stock the highest grade consumables, replacement parts and tooling to fit your needs; and, if on the rare occasion we don't have the part, we most likely know where to find it.

Our parts and tooling department is constantly looking for ways to maximize the potential of your machines. Specialized tooling can be ordered and shipped to your location. We have qualified customer service representatives who can help you find solutions and answers to your manufacturing needs.

Revolution Machine Tools and its staff are committed to providing you the most effective service possible. We encourage you to call, even if we don't carry your brand of machine, and see if we can support you in making sure you have the right parts and tooling to fulfill your production goals and needs.

REPLACEMENT PARTS AND ACCESSORIES



REPLACEMENT INSERT



REPLACEABLE CLAMPING



FOLLOWING ATTACHMENTS



BENEFITS OF RMT PIPE SPOOL MASTER SERIES MACHINES

The pipe fabrication industry has been a backbone of American growth and infrastructure for well over two-hundred years. Pipelines, oil, energy, medical, food and paper have all grown due to the work done by pipe fabricators. It's full of the grittiest and most talented welders in the world.

However, the technology that exists in today's pipe shop hasn't changed much in decades. The capacity to put complex bevels on basic carbon pipe and even harder P91 Chrome Alloy pipe has been a mix of old boring mills, hand machining and plasma/oxy processes. They're slow, burdensome and are usually the bottleneck of any shop pushing out any decent amount of pre-prepped pipe, as well as accuracy and quality issues when trying to complete a J or U bevel with any complexity.

Introducing you to the RMT PIPE SPOOL MASTER Series of pipe facing lathes. Many shops, depending on equipment, will put out 1-4 larger diameter pipes a day with the machined bevel quality required; taking anywhere from 1-4 hours per pipe to set up and "machine" the end of the pipe. The new RMT PIPE SPOOL MASTER Series machines can reduce that time down to 15-30 minutes including setup. The machine does not spin the pipe, but rather clamps and centers the material, while a facing head spins and approaches the material while inside the machine. 12" XH wall (1-1/2") P91 pipe processed with a complex bevel including C-dimension was processed in 20 minutes. (See video on our website).

The RMT PIPE SPOOL MASTER Series of machines can dramatically increase your shop's capacity and output, giving you a huge advantage over your competitors and increasing your profitability; all while taking up minimal floor space and overhead.

Contact your RMT Rep today to find out more!



Take the Time & Guesswork out of Beveling

It's all about time! The PIPE SPOOL MASTER Series of machines is revolutionizing the pipe fabrication industry. Designed to dramatically cut down your shop's beveling time; a complex J or U bevel that took hours to put on pipe can now be done in minutes. The PIPE SPOOL MASTER Series of machines is built out of strong stress relieved material with a sturdy frame that takes up a small footprint in your shop which increases both efficiencies and profitability.



Bevel Efficiently


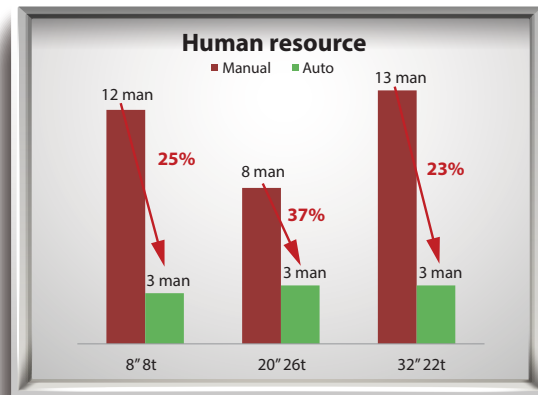
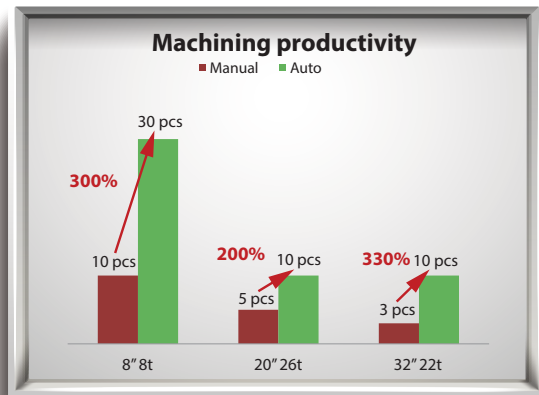
Standard practices of using other facing machines, or boring mill, are about to dramatically change. The PIPE SPOOL MASTER Series of machines can put complex bevels, such as J, U, and V profiles, including C-Dimensions and difficult radius bevels on your critical pipe ends in minutes. With the user-friendly controller, the PIPE SPOOL MASTER can be programmed and profiling in minutes. Even your hard to process and expensive materials are no problem for the PIPE SPOOL MASTER. By no longer needing to plasma cut pipe you can also cut down on waste and scrap.

Bevel Accurately

Fabricators will love the consistency, finish and precision of prepared materials. The PIPE SPOOL MASTER is fast and accurate. Accurate C-Dimension and landing preparation will make sure your pre-finished pipe is easily installed in the field. Don't cost yourself more time and money by sending out inaccurate pipe. The PIPE SPOOL MASTER's true center accuracy and control allows you to ensure repeatability in quality.

Bevel Safely

Safety is RMT's primary concern, and safety is built into the PIPE SPOOL MASTER Series machines. With multiple E-Stops and the encased cutting head you can be sure that your operator will be happy and safe while he goes throughout his day. RMT will train and support your shop on how to not only program and run the PIPE SPOOL MASTER, but also the do's and don'ts of the machine.



A. Automatic Type			
Pipe O.D (inches/ mm) Estimated Examples	Thickness (Standard Supplied Automatic Tooling - Any Style Bevel within range of machine)	Material	Beveling Time (Min)
12" / 305 mm	1.00" / 25 mm	Carbon Steel	12
16" / 406 mm	1.00" / 25 mm	Carbon Steel	12
20" / 508 mm	1.50" / 38 mm	Carbon Steel	18
24" / 609 mm	2.75" / 70 mm	Carbon Steel	35
32" / 813 mm	1.42" / 36 mm	Carbon Steel	19
B. Manual Type			
Pipe O.D (inches/ mm) Estimated Examples	Thickness Hard/Set Tooling	Material	Beveling Time (Min)
10" / 254 mm	.500" / 13 mm	Carbon Steel	0.8
12" / 305 mm	.375" / 10 mm	Carbon Steel	0.7
18" / 457 mm	.625" / 15 mm	Carbon Steel	1.3
20" / 508 mm	.625" / 15 mm	Carbon Steel	1.4
22" / 559 mm	.625" / 15 mm	Carbon Steel	1.5
24" / 610 mm	.375" / 10 mm	Carbon Steel	1.0





MAIN FEATURES

FOR PIPE SPOOL MASTER MODELS
32, 40, 48, 60, 80, 120, 150 & 180

Working area lights

Adjustable + Replaceable
cutting tools and inserts

Replaceable clamp holders for
various sizes, elbows, flanges

Auto centering clamps

True pipe centering

Sealed clamping guides

PIPE SPOOL MASTER 40

Stress relieved welded robust frame



MAIN FEATURES

FOR PIPE SPOOL MASTER MODELS

32, 40, 48, 60, 80, 120, 150 & 180



● Heavy duty facing head drive system

● Standard: CNC Control Unit - Easily Programming Interface with Simple Programming Menu- Facing, Single Bevel, Double Bevel, Single V, Double V, Single J, Double J, Single-U, Double U, Compound, J Prep, J-prep with Back Bevel, Compound J-prep with Back Bevel

● Optional: CNC (Fanuc) for added threading functions (if required)

● True pipe centering

● Clamp adjustment

● Clamping control buttons

● Small footprint





MAIN FEATURES

FOR PIPE SPOOL MASTER TGB MODELS
TGB 8 CNC, TGB 14 CNC, TGB 24 CNC


ADVANTAGES:

- Much safer operation (material is not spinning)
- Typically much more productive process
- Much easier to set up and run
- Unlimited length
- Very wide range of possibilities

If you do not have experienced personnel to run the machine, no problem! RMT application staff can program your parts for you. But really, it is easy to do.

FEW PROCESSES:

- Turning
- Rounding
- Tapers
- Boring
- Chamfering
- Beveling
- Facing
- Texturing
- Grooving
- Weld Preparation
- Drilling
- Milling
- Centering
- Tapping
- Threading
- Thread Cutting



SOME INDUSTRIES:

- Pipe Spool Shops
- Mechanical Contractors
- Hydraulic Cylinder Production and Repair
- Oil and Gas Production and Repair
- Portable Machining Turning
- Rethreading
- Conveyor Roller

PRODUCTION:

- Serial Production
- Automotive Parts Production
- Agriculture Production
- Pipe Mills



THREADING, GROOVING, AND BEVELING (TGB) SERIES



Threading (All Including Premium Connection - API Threads)



Cut Groove



Beveling






THE WORLD'S MOST VERSATILE
PIPE PROCESSING MACHINE


- Optimum Production Efficiency
- Wide Range 1" to 8" Capacity
- Precise Pipe & Bolt Threading
- FANUC CNC
- High Speed Cut Groove,
Beveling, Turning & Tapering
- Custom Profiles



PIPE SPOOL MASTER TGB 8 CNC



Pipe Threading in Seconds




PIPE SPOOL MASTER TGB 8 CNC	DETAILS
Machine Capacity OD	1" - 8"
Facing Head Diameter	10"
Spindle RPMs Max	100-900 RPM
Main Spindle Drive	5.5 HP
X Axis Stroke	1.57"
Z Axis Stroke	3.75"
Weight	3,850 lbs
Center Height	34.64"
Machine Dimensions (LxWxH)	61" x 40" x 55"
Complex Bevels (U, J & C - Any)	Yes-Fanuc CNC Series Oi-TF
Threading - Cut Groove	Yes- Fanuc CNC Series Oi-TF
Follower / Tracer Attachment (Optional)	If pipe is out of spec - round or oval, attachment will trace pipe to meet customer specifications.

Due to ongoing product development machine specifications can change at any time


PIPE SPOOL MASTER TGB 14 CNC



PIPE SPOOL MASTER TGB 14 CNC	DETAILS
Machine Capacity OD	2" - 14"
Wall thickness Capacity	Up to 2.5" (One Setup)
Spindle RPMs Max	10-300 RPM
Facing Head Diameter	20.47"
X Axis Stroke	2.75"
Z Axis Stroke	16"
Weight	8800 lbs
Main Spindle Servo Motor (Fanuc)	10 Hp
Machine Dim: Depth x Width x Height	96" x 76" x 71"
Standard Bevels – Any	V Bevel (30° & 37.5°) Any
Complex Bevels (U, J & C dimensions)	Yes- Fanuc CNC Series Oi-TF
Any - Threading – Cut Groove- Facing	Yes- Fanuc CNC Series Oi-TF
Follower / Tracer Attachment (Optional)	If pipe is out of spec - round or oval, attachment will trace pipe to meet customer specifications.



Due to ongoing product development machine specifications can change at any time



PIPE SPOOL MASTER TGB 24 CNC	DETAILS
Machine Capacity OD (With Standard Vice System)	3" - 24"
Wall thickness Capacity	Up to 5.25" (One Setup)
Spindle RPMs Max	30-300 RPM
Facing Head Diameter / Max Swing	24.8" / 29"
X Axis Stroke	5.5"
Z Axis Stroke	23.6"
Weight	14,300 lbs
Main Spindle Servo Motor (Fanuc)	15 HP
Machine Dim: Depth x Width x Height	108" x 80" x 71"
Standard Bevels – Any	V Bevel (30° & 37.5°) Any
Complex Bevels (U, J & C dimensions)	Yes- Fanuc CNC Series Oi-TF
Any - Threading – Cut Groove- Facing	Yes- Fanuc CNC Series Oi-TF
Follower / Tracer Attachment (Optional)	If pipe is out of spec - round or oval, attachment will trace pipe to meet customer specifications.


PIPE SPOOL MASTER 8



This compact beveling machine allows you to put any degree angled V bevels on your pipe or tube from sizes 1" - 8" OD. Super efficient and easy to setup and use, the PIPE SPOOL MASTER 8 can save your shop hours of beveling time. It's a necessity for any shop working with small size pipe.



Complex Bevels with Hard Tooling



PIPE SPOOL MASTER 8	DETAILS
Machine Capacity OD	1" - 8"
Wall thickness Capacity (one setup)	.28"
Spindle RPMs Max	400 RPM
X Axis Stroke	Manual adjustment across facing head
Z Axis Stroke	5"
Weight	2,000 lbs
Main Motor	5 Hp
Machine Dimensions (LxWxH)	47" x 39" x 58"
Standard Bevels	V Bevel (30° & 37.5°)
Complex Bevels (U, J & C dimensions)	Hard Tooling
Threading	N/A Manual Machine
Follower / Tracer Attachment (Optional)	If pipe is out of spec - round or oval, attachment will trace pipe to meet customer specifications.

Due to ongoing product development machine specifications can change at any time

The PIPE SPOOL MASTER 16 is a stout and flexible pipe beveling machine. Designed to put V bevels on pipe 3"-16" OD in various angles, such as your basic 30 and 37.5 degree. Super efficient and easy to setup and use, the PIPE SPOOL MASTER 16 will save your shop hours of beveling time. It's a necessity for shop working with mid-size pipe.



PIPE SPOOL MASTER 16



PIPE SPOOL MASTER 16	DETAILS
Machine Capacity OD (With Standard Vice's)	3" - 16"
Wall thickness Capacity (one setup)	.600"
Spindle RPMs Max	200 RPM
X Axis Stroke	Manually adjust across facing head
Z Axis Stroke	6"
Weight	4,000 lbs
Main Motor	7.5 Hp
Machine Dimensions (LxWxH)	60" x 50" x 58"
Standard Bevels/ Hard Tooling supplied with the machine	V Bevel (30° & 37.5°)
Complex Bevels (U, J & C dimensions)	Hard Tooling
Threading	N/A Manual Machine
Follower / Tracer Attachment (Optional)	If pipe is out of spec - round or oval, attachment will trace pipe to meet customer specifications.

PIPE SPOOL MASTER 24E ELBOW

The PIPE SPOOL MASTER 24E Elbow is an elbow beveling machine that gives you, as a pipe fabricator, a BIG advantage over your competition. It gives you the ability to process complex pipe bevels on elbows in minutes. It also gives you vast flexibility and the ability to chase a variety of markets and customers. Your J, U & V bevels, including radius bevels, are now easily programmed and processed in minutes rather than hours. With the upgraded controller, you can even thread the ends of your elbows if needed. Fabricators will experience consistent preparation of material and thus, a higher quality of completed work.



PIPE SPOOL MASTER 24E ELBOW	DETAILS
Machine Capacity OD	24"
Face Plate Diameter	33.5" (850 mm) Diameter
Spindle RPMs Max	80 RPM
Spindle Motor	30 HP
X Axis Travel	7" / Servo Motor 4 HP
Y Axis Travel (Head Shifting - Easy Alignment/Centering)	±1.2" / By Motor
Z Axis Travel	26" / Servo Motor 4 HP
System	Fanuc Oi-TF
Index Table Load	15,291 lbs
Index Table Divisions (More Optional)	4
Table Lift Stroke	±1.2" / Motor 3 HP
Clamping	Clamping Table (Standard) + Jig (Optional)
Clamping Table	T-Slot



Complex Elbow Bevels Quickly Achieved



Standard, Simple Programming

Due to ongoing product development machine specifications can change at any time



PIPE SPOOL MASTER 32

The PIPE SPOOL MASTER 32 is the workhorse for any pipe fabrication shop. Designed to put complex bevels on your pipes 6"-32" within minutes. A superior finish over traditional methods and one that your welders will love on wall thicknesses up to 3.9". Your J, U & V bevels, including radiused bevels are now easily programmed and processed in minutes rather than hours. With the upgraded controller you can even thread the ends of your pipe or tubes. The PIPE SPOOL MASTER 32 is revolutionizing the pipe fab industry and will dramatically increase your shop's efficiency and your company's profitability.



Complex Bevels Quickly Achieved



Standard, Simple Programming



PIPE SPOOL MASTER 32	DETAILS
Machine Capacity OD	6" - 32"
Wall thickness Capacity (one setup)	3.9"
Spindle RPMs Max	150 RPM
X Axis Stroke	5"
Z Axis Stroke	7" (Optional: up to 24")
Weight	12,800 lbs
Main Motor	10 Hp
Machine Dimensions (LxWxH)	93" x 92" x 77"
Standard Bevels/ Hard Tooling supplied with the machine	V Bevel (30° & 37.5°)
Complex Bevels (U, J & C dimensions)	Standard
Threading	Optional: FANUC CNC
Follower / Tracer Attachment (Optional)	If pipe is out of spec - round or oval, attachment will trace pipe to meet customer specifications.

Due to ongoing product development machine specifications can change at any time

PIPE SPOOL MASTER 36E ELBOW



The PIPE SPOOL MASTER 36E Elbow is an elbow beveling machine that gives you, as a pipe fabricator, a BIG advantage over your competition. It gives you the ability to process complex pipe bevels on elbows in minutes. It also gives you vast flexibility and the ability to chase a variety of markets and customers. Your J, U & V bevels, including radius bevels, are now easily programmed and processed in minutes rather than hours. With the upgraded controller, you can even thread the ends of your elbows if needed. Fabricators will experience consistent preparation of material and thus, a higher quality of completed work.

PIPE SPOOL MASTER 36E ELBOW	DETAILS
Machine Capacity OD	36"
Face Plate Diameter	40" (1020 mm) Diameter
Spindle RPMs Max	60 RPM
Spindle Motor	30 HP
X Axis Travel	8.7" / Servo Motor 4 HP
Y Axis Travel	±1.2" / By Motor
Z Axis Travel	26" / Servo Motor 4 HP
System	Fanuc Oi-TF
Index Table Load	18,819 lbs
Index Table Divisions	4
Table Lift Stroke	±1.2" / Motor 5 HP
Clamping	Clamping Table (Standard) + Jig (Optional)
Clamping Table	T-Slot

Due to ongoing product development machine specifications can change at any time



Standard, Simple Programming

844-768-4636 / www.RMTUS.com 18



The PIPE SPOOL MASTER 40 is the flagship of the PIPE SPOOL MASTER Series and is the workhorse for any pipe fabrication shop. Designed to process complex bevels in minutes on pipes from 16"-40" and wall thicknesses up to 3.9". Your J, U & V bevels, including radiused bevels are now easily programmed and processed in minutes rather than hours. With the upgraded controller you can even thread the ends of your pipe or tubes. You will soon notice expanded manufacturing bandwidth and opportunities.

PIPE SPOOL MASTER 40



Standard, Simple Programming

19 www.RMTUS.com / 844-768-4636

PIPE SPOOL MASTER 40	DETAILS
Machine Capacity OD (With Standard Vice's)	12" - 40"
Wall thickness Capacity (one setup)	3.9"
Spindle RPMs Max	150 RPM
X Axis Stroke	5"
Z Axis Stroke	7" (Optional: up to 24")
Weight	18,750 lbs
Main Motor	15 Hp
Machine Dimensions (LxWxH)	98" x 103" x 86"
Standard Bevels/ Hard Tooling supplied with the machine	V Bevel (30° & 37.5°)
Complex Bevels (U, J & C dimensions)	Standard
Threading	Optional: Fanuc CNC
Follower / Tracer Attachment (Optional)	If pipe is out of spec - round or oval, attachment will trace pipe to meet customer specifications.

Due to ongoing product development machine specifications can change at any time

PIPE SPOOL MASTER 48

The PIPE SPOOL MASTER 48 is the workhorse for any pipe fabrication shop. Designed to put complex bevels on your pipes 12"-48" within minutes. A superior finish over traditional methods and one that your welders will love on wall thicknesses up to 3.9". Your J, U & V bevels, including radiused bevels are now easily programmed and processed in minutes rather than hours. With the upgraded controller you can even thread the ends of your pipe or tubes. The PIPE SPOOL MASTER 48 is revolutionizing the pipe fab industry and will dramatically increase your shop's efficiency and your company's profitability



SHOWN WITH OPTIONAL SPLIT VICE SYSTEM
Heavy Duty Pipe Vices

PIPE SPOOL MASTER 48	DETAILS
Machine Capacity OD	12" - 48" <small>(Capable of smaller diameter's with optional set of vice Jaws)</small>
Wall thickness Capacity (single pass)	3.9" per pass
Spindle RPMs Max	20 - 150 RPM
X Axis Stroke	5"
Z Axis Stroke	7" - (Standard), up to 24" (Optional)
Weight	22,500 lbs
Main Motor	15 Hp
Machine Dim: Depth x Width x Height	112" x 96" x 85"
Standard Bevels/ Hard Tooling supplied with the machine	V Bevel (30° & 37.5°)
Complex Bevels (U, J & C dimensions)	Standard
Threading	Yes- Fanuc CNC Series Oi-TF
Follower / Tracer Attachment (Optional)	If pipe is out of spec - round or oval, attachment will trace pipe to meet customer specifications.
Optional Controller	Fanuc CNC Controller



Standard, Simple Programming

Due to ongoing product development machine specifications can change at any time



The ability to process complex pipe bevels on 16"-60" material in minutes gives you vast flexibility and the ability to chase a variety of markets and customers. The PIPE SPOOL MASTER 60 gives you as a pipe fabricator, a BIG advantage over your competition. Your J, U & V bevels, including radius bevels are now easily programmed and processed in minutes rather than hours. With the upgraded controller you can even thread the ends of your pipe or tubes. Fabricators will experience consistent preparation of material and thus, a higher quality of completed work.



Optional Following Attachment



Standard, Simple Programming

PIPE SPOOL MASTER 60	DETAILS
Machine Capacity OD	16" - 60"
Wall thickness Capacity (one setup)	3.9"
Spindle RPMs Max	80 RPM
X Axis Stroke	5"
Z Axis Stroke	7" (Optional: up to 24")
Weight	23,160 lbs
Main Motor	30 Hp
Machine Dimensions (LxWxH)	112" x 108" x 112"
Standard Bevels/ Hard Tooling supplied with the machine	V Bevel (30° & 37.5°)
Complex Bevels (U, J & C dimensions)	Standard
Threading	Optional: Fanuc CNC
Follower / Tracer Attachment (Optional)	If pipe is out of spec - round or oval, attachment will trace pipe to meet customer specifications.



MACHINE CAPACITIES OF UP TO 150" IN DIAMETER

The PIPE SPOOL MASTER 80 gives you a GIANT leg up on your competition in the pipe fabrication industry. The ability to process complex pipe bevels on 32"-80" material in minutes allows you flexibility to chase a variety of niche markets and customers. Your J, U & V bevels, including C-dimension and radius-ed bevels, are now easily programmed and processed in minutes rather than hours. With the upgraded controller you can even thread your pipe or tubes. You will notice HUGE time savings in material preparation and assembly with the added assurance of consistent fabrication.

PIPE SPOOL MASTER 80	DETAILS
Machine Capacity OD	32" - 80"
Wall thickness Capacity (one setup)	4"
Spindle RPMs Max	60 RPM
X Axis Stroke	5"
Z Axis Stroke	7" (Optional: up to 24")
Weight	50,000 lbs
Main Motor	30 Hp
Machine Dimensions (LxWxH)	137" x 133" x 137"
Standard Bevels/ Hard Tooling supplied with the machine	V Bevel (30° & 37.5°)
Complex Bevels (U, J & C dimensions)	Standard
Threading	Optional: Fanuc CNC
Follower / Tracer Attachment (Optional)	If pipe is out of spec - round or oval, attachment will trace pipe to meet customer specifications.




Standard, Simple Programming



Giant Pipe Beveling



Optional: Up-Down in Feed Conveyor Systems
(helps quickly achieve correct pipe center line height)



The handling of long and cumbersome pipe and tube can be a challenge. The new LS Series of roller feeds allows you to not only roll your material to your PIPE SPOOL MASTER machine, but also raises and lowers to bring the pipe to the right height of the jaws. Along with the ability to adjust the height, the LS Series of rollers has our Lazy Susan pipe rotator built right in! Now you can quickly turn your pipe around to process both sides of the pipe without a forklift or having to use a crane.

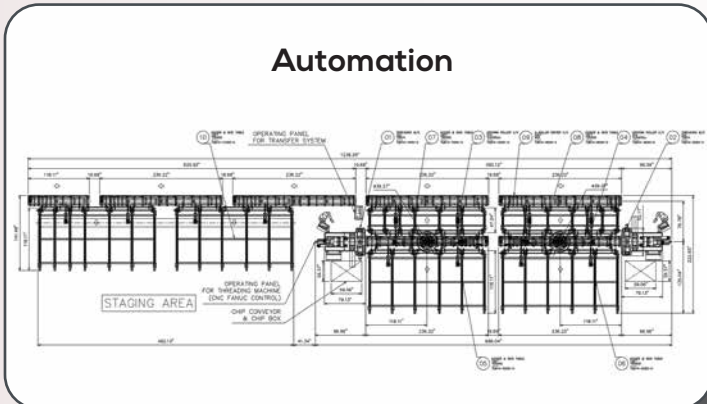



UP-DOWN IN FEED CONVEYOR'S SIMPLE SPECIFICATIONS

MODEL	1120LS ROLLERS	1126LS ROLLERS	2220LS ROLLERS	2226LS ROLLERS	3320LS ROLLERS	3326LS ROLLERS
Up & Down Table Stroke	7"	7"	13.75"	13.75"	13.75"	13.75"
Length	20'	26'	20'	26'	20'	26'
Weight Capacity	11,000 lbs	11,000 lbs	22000 lbs	22000 lbs	33000 lbs	33000 lbs
Lazy Susan (Turn table) Stroke	4.3"	4.3"	6"	6"	6"	6"
Lazy Susan (Turn table) Weight Cap	4000 lbs	4000 lbs	4000 lbs	4000 lbs	5500 lbs	5500 lbs
Motor	2HP	2HP	5HP	5HP	7HP	7HP
Dimensions (LxWxH)	240" x 18" x 29.5"	315" x 18" x 29.5"	240" x 26" x 29.5"	315" x 26" x 29.5"	240" x 41.25" x 31.5"	315" x 41.25" x 31.5"

Due to ongoing product development machine specifications can change at any time

AUTOMATION & APPLICATION



Revolution Machine Tools' PIPE SPOOL MASTER Series of machines doesn't just stop at the PIPE SPOOL MASTER Ask us about larger capacity machines and different applications.
844-768-4636 / www.RMTUS.com 24



RMT Pipe rotators are used for clamping, rotating, and tilting of pipes with round profiles in manual and automatic welding, mainly in the field of pipe construction (prefabrication and assembly on site) and central heating construction. These machines dramatically improve production and



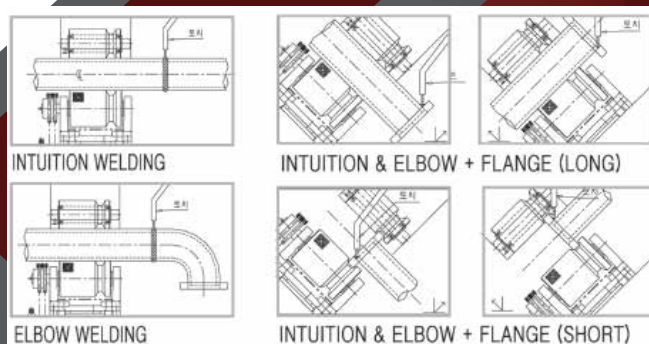
quality from your welding team

TILTABLE PIPE ROTATOR SPECIFICATIONS

MODEL	W-TRP 12	W-TRP 24	W-TRP 40
Pipe Capacity	1" - 12"	2" - 24"	4" - 40"
Weight Capacity	2200 lbs	4400 lbs	6800 lbs
Max Turning Speed Per Min	47	40	30
Tilting Angle	Up to + or - 45°		
Turning / Tilting / Lifting Motors	0.5HP / 1HP / 1HP	2HP / 1HP / 1HP	2HP / 2HP / 2HP
Dimensions (L x W x H)	54" x 56" x 65"	69" x 60" x 83"	69" x 60" x 95"

RMT Pipe Rotator with Clamping Roller System has significant advantages over traditional devices:

- They can be used for pipes with elbows, tee pieces, or other offset loads.
- A wide range of pipes can be clamped. The infinitely variable rotary speed is not affected by the size of a pipe because of its separate drive unit.
- Quick, precise centering and clamping without chuck, clamping shoe, etc.
- Flexible pipe handling - pipe can be clamped at its center of gravity.
- Tilting movements and supports are irrelevant in most cases.
- It is possible to center two pipes with the same diameter.
- Various combinations are possible - e.g. clamping and driving of a main spindle.





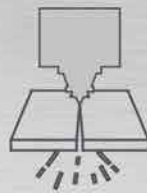
RMT WEBSITE



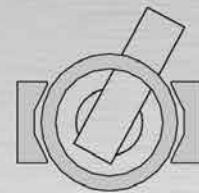
PIPE SPOOL MASTER



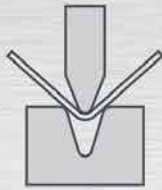
Hydraulic Presses



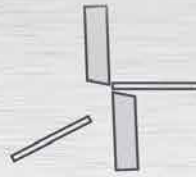
Fiber Lasers



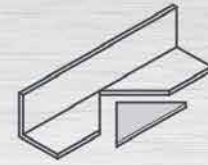
PSM Pipe Lathe



Press Brakes



Shears



Ironworkers


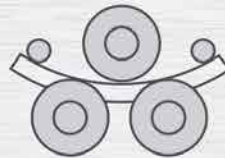
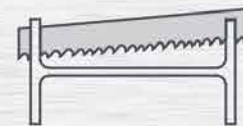


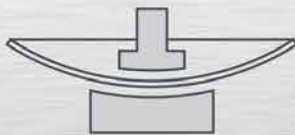
Plate Rolls



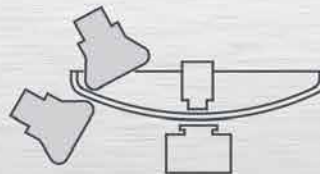
Angle Rolls



Bandsaws



Dishing Presses



Flanging Machines



Drilling Machines

"If you need a machine and don't buy it, you'll find that you have paid for it anyway, but don't have it."

Henry Ford

Revolution Machine Tools
385 N 700 W
North Salt Lake, UT 84054

www.RMTUS.com
info@rmtus.com

Phone: 844.RMT.INFO
844.768.4636

KYSON

844-768-4636 / www.RMTUS.com